

Year 2 Knowledge Organiser—Art and Design


Line, Pattern & Drawing, Shading

Artist: Nancy McCrowskey

Nancy McCrowskey is an artist who creates patterns based on natural and man-made designs.

Key piece of artwork:

'Suite in Black and White', 1992



Learning Objectives:

To explore pattern,
To explore the use of tones in shading

National Curriculum:

Pupils should be taught to develop a wide range of art and design techniques in using colour, pattern, texture, line, shape, form and space

Key tools:



Paper/card



Soft Pencils


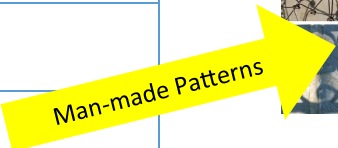
(2B-8B)

Previous knowledge:

- Using pencils for drawing and sketching
- Looking at tone; the lightness and darkness of a picture / painting

Key Vocabulary

Pattern	A design in which line, shapes or form are repeated. Patterns can be regular or irregular
Shading	A way of showing light and dark in a picture
Man-made	Made by people rather than nature
Natural	Made by nature rather than people



Final Piece:

Working in the style of Nancy McCroskey's mural, 'Suite in Black, White and Grey', children draw six boxes, filling each with a line pattern that starts at one edge and finishes at another, then experiment with tone by shading the different areas they have made



Key Questions

What is the difference between a natural and man-made pattern?

Can you describe what you can see in the piece of art 'Suite in Black and White'?

Can you identify some of the patterns?

Which part of the artwork is your favourite?
Least favourite? Why?

How do you think the artwork in 'Suite in Black and White' was created?

What sort of man-made patterns might we find around school?

What sort of natural patterns might we find around school?

Can you find an example of dark shading? Light shading?

What effect does the different tones of shading give?

How can we add shade by using a pencil? What technique will you use?