





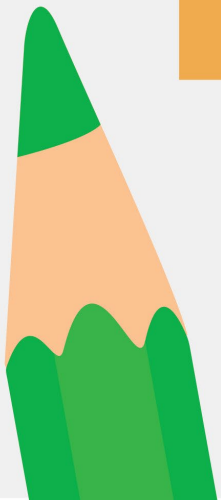






WELCOME TO
RECEPTION!



A WARM WELCOME

Hello and welcome to our school! We are really looking forward to meeting you all in the coming months.

We will host some transition visits in the summer term and will contact you with dates and times via email.

Please be assured we will be doing everything we can to help your child settle into school smoothly.

Please follow these slides for a virtual tour of our school and introductions from members of staff you will meet in the first few weeks of school 😊

Hello! Our names are Mrs Gilbert-Green and Mrs Best. We will be your teachers in September and can't wait to meet you all. We job share; Mrs Gilbert-Green works Monday and Tuesday and Mrs Best works Wednesday, Thursday and Friday.



Hello! My name is Mrs Shawcross and I am the Reception class teaching assistant. I am in class all week and am looking forward to getting to know you all.



Mrs Gilbert-Green



Mrs Best



OUR CLASSROOM

Here are some photos of our classroom. We do a lot of indoor and outdoor learning through play, with many exciting areas set up that we can access.



This is our carpet area, we each have our own space to sit on



We have a role play area each term to link with our topic. Mrs Shawcross loves making them fun and exciting!



This is our computer area.

OUR CLASSROOM


We change the areas in our classroom regularly and set up different provision focused on our themes and children's own interests.



Our book tent is a lovely calm spot for quiet reading.



We have a visual timetable on display so we can all see what is happening in our school day.



Our learning is up on the walls in the classroom.

OUR CLASSROOM

This is the outside area for our classroom. We do a lot of outdoor learning and play and are very lucky to have lots of space. We have a sheltered area so we can access the outside area in any weather.



OUR CLASSROOM

We have different areas set up in our outside area to encourage learning through play.



OUR CLASSROOM

This is the entrance to our classroom. You get dropped off at the door here in the morning and collected from school at home time.



OUR CLASSROOM




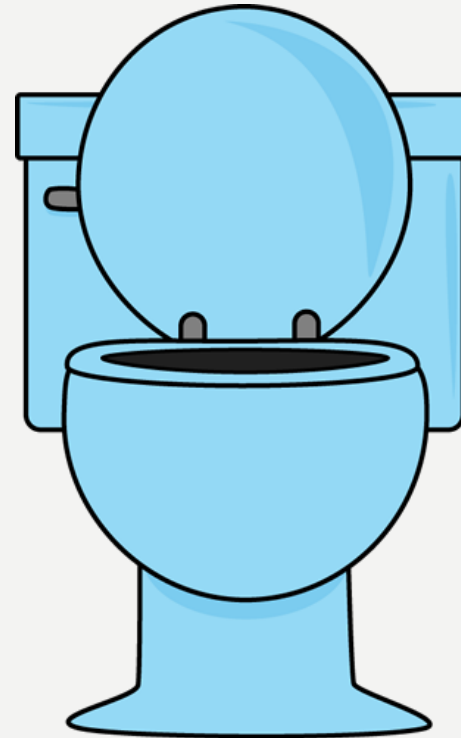
This is the corridor outside our classroom. We each have our own locker with our name on. We put our coats, PE kits and lunchboxes in here.



When you start school you will need a book bag for letters to go home in, and for us to send home reading books. You bring them to school everyday and put them in this box.

OUR CLASSROOM

In the corridor we also have the girls and boys toilets.



OUR SCHOOL

This is our hall. We use this hall for assembly, which we have everyday. We also have our lunch in the hall and do lots of our PE lessons in here.



OUR SCHOOL

This is the playground for Key Stage 1 (Reception, Year 1 and Year 2). We have lots of space to run around at play times as well as a large field to enjoy when it is dry.



OUR SCHOOL

We also have a play structure which we use when an adult gives us permission and when it is safe and dry. We also use it as part of our learning, for instance it once became a pirate ship for our 'wow' starter!



OUR SCHOOL

This is the gate to our Forest School. We are very lucky to have a large Forest School on site. We try and visit every week and love taking our learning outside. We have had teddy bear picnics and gone on a bear hunt during our Forest School sessions!



OUR SCHOOL

We also have a library, music room and ICT suite which we have access to each week. We particularly love visiting the library and picking a book to take home.



MEET THE STAFF

This is our Head Teacher, Miss Ashman.



Miss Ashman loves to see all the fantastic work the children at school do. She has a special reward basket for children who visit her with their good work! Miss Ashman organises special days for us during the school year to say thank you to all the children for being super stars!

MEET THE STAFF

This is Mrs Gill who looks after us at lunchtime, in the hall and on the playground.



This is Natalie.

Natalie cooks all our delicious school lunches. We send home menus each term so you know what is available for lunches.



THANK YOU

We hope you have enjoyed our virtual tour of the school and have found it useful. It would be lovely for your children to have the opportunity to look at the photos regularly to help them become familiar with their classroom and school. Further information will follow shortly including a full induction pack.

Please do not hesitate to contact us if you have any questions. Our school telephone number is: (01242) 525616 or you can email:

admin@hestersway.gloucs.sch.uk

Our school website is <https://hesterswayprimaryschool.co.uk/> for more information about our school.

Many thanks, Mrs Gilbert-Green and Mrs Best.





Hesters Way Primary School



HestersWaySch